

## 90pax High End Small Cruise Ship:



Specifically designed and reconstructed to service the high end of the tourist market in the iconic Galapagos Islands where she has operated since 1998. The owner has now purchased and is commissioning a larger ship to cater for the increased demand they are experiencing.

She is ideally suited to the small coastal and inter island cruise ship market. It is equipped with inflatable landing crafts and boarding ladders for wet landings ideal for the adventure minded passengers visiting interesting and remote locations that exist in many parts of the world.

Construction: Bilbao, Spain, 1979

Reconstruction: Talcahuano, Chile, 1998

Category: First Class

Gross Tonnage: 1,675 tons

Capacity: 90 Guests and up to 54 crew

Length: 72.35 metres (237.3 feet)

Beam: 11.85 metres (38.86 feet)

Speed: 13 knots

Engines: 2 Sulzer engines, 1620 BHP each

Equipment: Navigation Gyrocompass, autopilot, radar, echo sounder, GPS, Safety ABS

Classification: Classification + A1E + AMS SOLAS (Safety of Life at Sea), ISM certificate complying with the IMO resolution A.788 (19) Automatic Fire Controls

Decks: 4 (Sun Deck, Boat Deck, Upper Deck, Main Deck)

She's versatile... with three decks, from Master Suites to Standard Cabins, offering a wide range of accommodation – with the same high standards of comfort – as well as options for family travel.



The ship is divided into the following categories:

Darwin Elite: The 12 cabins located at the stern of the Boat Deck (3).

Explorer Plus: The 7 Standard Cabins towards the bow of the Boat Deck (3), plus the 12 Standard Cabins on the middle cabin deck, Upper Deck (2)

Explorer: The 12 cabins on the lower cabin deck, Main Deck (1)

The Sun Deck features a bar and Jacuzzi, along with the observation platform for dolphin and whale watching. The dining room, lounge and bar on the Upper Deck are elegantly appointed, as is the well-stocked library/reading room.

The entire ship is air-conditioned.

Family guests have ample choice among single, double and triple accommodations.

The vessel was built to American Bureau of Shipping (ABS) classification and is SOLAS compliant. It has always been maintained in both ABS class and to Ecuadorian Maritime standard regulations.

The current owner has always had an exceptionally good service and maintenance program for their ships with regular intervals for slipping and scheduled maintenance. Comments from an industry professional are "In my experience they have never short cut on maintenance costs and because of that have managed to guarantee excellent passenger service for at least eleven months of every year for all their ships operating in the famous Galapagos archipelago."



Some equipment:

Life Jackets : In each cabin

Lifeboats : Two 66-man, two 25-man,


Life Rafts : Two 16-man, two 10-man

Zodiacs : 5 for ship to shore transportation

Boston Whaler : 1 with glass-bottom with for underwater observation







### CABIN DISTRIBUTION



**Master Suite**  
22.80m<sup>2</sup>/ 250 sq. ft



**Junior Suite**  
22.09m<sup>2</sup>/ 235 sq. ft



**Superior Cabin**  
15.19m<sup>2</sup>/ 165 sq. ft

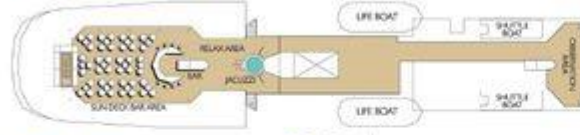


**Boat Standard Plus**  
12.96m<sup>2</sup>/ 129.166 sq. ft

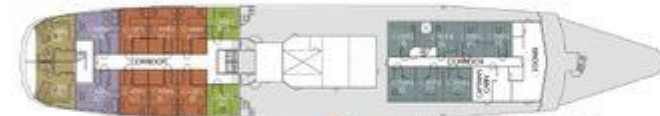


**Standard Cabin**  
11.56m<sup>2</sup>/ 125 sq. ft

### Sun Deck



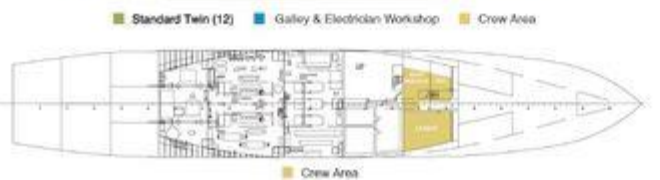
### Boat Deck




### Upper Deck



### Main Deck



### Boat Deck



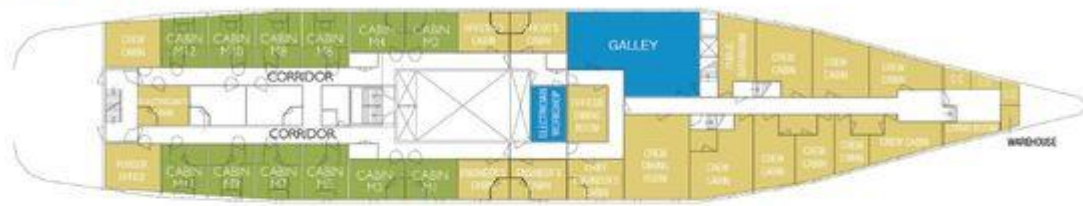
### Upper Deck



- Master Suite (2)
- Superior Twin (4)
- Standard Double (2)
- Standard Plus Twin (2)
- Superior Double (2)
- Standard Twin (4)
- Junior suite Twin (2)
- Standard Single (1)

- Standard Twin (12)
- Bar / Lounge
- Gift Shop
- Reception / Corridor
- Library
- Restaurant

# Main Deck



■ Standard Twin (12) ■ Galley & Electrician Workshop ■ Crew Area



■ Crew Area





